



Release Notes

FortiManager 7.4.0



FORTINET DOCUMENT LIBRARY

<https://docs.fortinet.com>

FORTINET VIDEO GUIDE

<https://video.fortinet.com>

FORTINET BLOG

<https://blog.fortinet.com>

CUSTOMER SERVICE & SUPPORT

<https://support.fortinet.com>

FORTINET TRAINING & CERTIFICATION PROGRAM

<https://www.fortinet.com/training-certification>

NSE INSTITUTE

<https://training.fortinet.com>

FORTIGUARD CENTER

<https://www.fortiguard.com>

END USER LICENSE AGREEMENT

<https://www.fortinet.com/doc/legal/EULA.pdf>

FEEDBACK

Email: techdoc@fortinet.com



May 18, 2023

FortiManager 7.4.0 Release Notes

02-740-896575-20230518

TABLE OF CONTENTS

Change Log	6
FortiManager 7.4.0 Release	7
Supported models	7
FortiManager VM subscription license	7
Management extension applications	7
Supported models for MEA	8
Minimum system requirements	8
Special Notices	10
Management Extensions visibility in the GUI	10
ADOM upgrade for FortiManager 7.4	10
SD-WAN Orchestrator removed in 7.2	10
Changes to FortiManager meta fields	10
Setup wizard requires FortiCare registration	11
Access lists as ADOM-level objects	11
View Mode is disabled in policies when policy blocks are used	11
Reconfiguring Virtual Wire Pairs (VWP)	11
Fortinet verified publisher docker image	11
Scheduling firmware upgrades for managed devices	13
Modifying the interface status with the CLI	13
SD-WAN with upgrade to 7.0	13
Citrix XenServer default limits and upgrade	14
Multi-step firmware upgrades	14
Hyper-V FortiManager-VM running on an AMD CPU	14
SSLv3 on FortiManager-VM64-AWS	14
Upgrade Information	16
Downgrading to previous firmware versions	16
Firmware image checksums	16
FortiManager VM firmware	17
SNMP MIB files	18
Product Integration and Support	19
Supported software	19
Web browsers	20
FortiOS and FortiOS Carrier	20
FortiADC	20
FortiAnalyzer	20
FortiAnalyzer-BigData	21
FortiAuthenticator	21
FortiCache	21
FortiClient	21
FortiDDoS	21
FortiDeceptor	21
FortiFirewall and FortiFirewallCarrier	22

FortiMail	22
FortiProxy	22
FortiSandbox	22
FortiSOAR	23
FortiSwitch ATCA	23
FortiTester	23
FortiWeb	23
Virtualization	23
Feature support	24
Language support	24
Supported models	25
FortiGate models	26
FortiGate special branch models	28
FortiCarrier models	29
FortiCarrier special branch models	31
FortiADC models	31
FortiAnalyzer models	32
FortiAnalyzer-BigData models	32
FortiAuthenticator models	32
FortiCache models	33
FortiDDoS models	33
FortiDeceptor models	33
FortiFirewall models	34
FortiFirewallCarrier models	34
FortiMail models	35
FortiProxy models	35
FortiSandbox models	35
FortiSOAR models	36
FortiSwitch ATCA models	36
FortiTester models	36
FortiWeb models	37
Resolved Issues	38
AP Manager	38
Device Manager	38
FortiSwitch Manager	39
Others	39
Policy and Objects	40
Revision History	42
Script	42
System Settings	42
VPN Manager	43
Known Issues	44
AP Manager	44
Device Manager	44
Others	44
Policy & Objects	45
System Settings	45

Appendix A - FortiGuard Distribution Servers (FDS)	46
FortiGuard Center update support	46
Appendix B - Default and maximum number of ADOMs supported	47
Hardware models	47
Virtual Machines	47

Change Log

Date	Change Description
2023-05-15	Initial release.
2023-05-18	Updated Known Issues on page 44 .

FortiManager 7.4.0 Release

This document provides information about FortiManager version 7.4.0 build 2223.



The recommended minimum screen resolution for the FortiManager GUI is 1920 x 1080. Please adjust the screen resolution accordingly. Otherwise, the GUI may not display properly.

This section includes the following topics:

- [Supported models on page 7](#)
- [FortiManager VM subscription license on page 7](#)
- [Management extension applications on page 7](#)

Supported models

FortiManager version 7.4.0 supports the following models:

FortiManager	FMG-200F, FMG-200G, FMG-300F, FMG-400E, FMG-400G, FMG-1000F, FMG-2000E FMG-3000F, FMG-3000G, FMG-3700F, and FMG-3700G.
FortiManager VM	FMG_DOCKER, FMG_VM64, FMG_VM64_ALI, FMG_VM64_AWS, FMG_VM64_AWSOnDemand, FMG_VM64_Azure, FMG_VM64_GCP, FMG_VM64_IBM, FMG_VM64_HV (including Hyper-V 2016, 2019), FMG_VM64_KVM, FMG_VM64_OPC, FMG_VM64_XEN (for both Citrix and Open Source Xen).

FortiManager VM subscription license

The FortiManager VM subscription license supports FortiManager version 6.4.1 and later. For information about supported firmware, see [FortiManager VM firmware on page 17](#).

See also [Appendix B - Default and maximum number of ADOMs supported on page 47](#).

Management extension applications

The following section describes supported models and minimum system requirements for management extension applications (MEA) in FortiManager 7.4.0.



FortiManager uses port TCP/443 or TCP/4443 to connect to the Fortinet registry and download MEAs. Ensure that the port is also open on any upstream FortiGates. For more information about incoming and outgoing ports, see the [FortiManager 7.0 Ports Guide](#).

As of FortiManager 7.4.0, the *Management Extensions* pane is only visible in the GUI when docker status is enabled and at least one MEA is enabled and downloaded. For more information about enabling and using the MEAs, see the Management Extensions documentation in the [FortiManager Documents Library](#).

Supported models for MEA

You can use any of the following FortiManager models as a host for management extension applications:

FortiManager	FMG-3000F, FMG-3000G, FMG-3700F, and FMG-3700G.
FortiManager VM	FMG_DOCKER, FMG_VM64, FMG_VM64_ALI, FMG_VM64_AWS, FMG_VM64_AWSOnDemand, FMG_VM64_Azure, FMG_VM64_GCP, FMG_VM64_IBM, FMG_VM64_HV (including Hyper-V 2016, 2019), FMG_VM64_KVM, FMG_VM64_OPC, FMG_VM64_XEN (for both Citrix and Open Source Xen).

Minimum system requirements

By default FortiManager VMs use the following system resource settings:

- 4 vCPU
- 8 GB RAM
- 500 GB disk space

Starting with FortiManager 7.0.0, RAM and CPU is capped at 50% for MEAs. (Use the `config system docker` command to view the setting.) If FortiManager has 8 CPUs and 16 GB RAM, then only 4 CPUs and 8 GB RAM are available to MEAs by default, and the 4 CPUs and 8 GB RAM are used for all enabled MEAs.

Some management extension applications have minimum system requirements that require you to increase system resources. The following table identifies the minimum requirements for each MEA as well as the recommended system resources to function well in a production environment.

MEA minimum system requirements apply only to the individual MEA and do not take into consideration any system requirements for resource-sensitive FortiManager features or multiple, enabled MEAs. If you are using multiple MEAs, you must increase the system resources to meet the cumulative need of each MEA.

Management Extension Application	Minimum system requirements	Recommended system resources for production*
FortiAIOps	<ul style="list-style-type: none"> • 8 vCPU • 32 GB RAM • 500 GB disk storage 	No change
FortiSigConverter	<ul style="list-style-type: none"> • 4 vCPU • 8 GB RAM 	No change

Management Extension Application	Minimum system requirements	Recommended system resources for production*
FortiSOAR	<ul style="list-style-type: none"> • 4 vCPU • 8 GB RAM • 500 GB disk storage 	<ul style="list-style-type: none"> • 16 vCPU • 64 GB RAM • No change for disk storage
Policy Analyzer	<ul style="list-style-type: none"> • 4 vCPU • 8 GB RAM 	No change
Universal Connector	<ul style="list-style-type: none"> • 1 GHZ vCPU • 2 GB RAM • 1 GB disk storage 	No change
Wireless Manager (FortiWLM)	<ul style="list-style-type: none"> • 4 vCPU • 8 GB RAM 	No change

*The numbers in the *Recommended system resources for production* column are a combination of the default system resource settings for FortiManager plus the minimum system requirements for the MEA.

Special Notices

This section highlights some of the operational changes that administrators should be aware of in 7.4.0.

Management Extensions visibility in the GUI

As of FortiManager 7.4.0, the *Management Extensions* pane is only visible in the GUI when docker status is enabled and at least one management extension application (MEA) is enabled and downloaded. For more information about enabling and using the MEAs, see the Management Extensions documentation in the [FortiManager Documents Library](#).

ADOM upgrade for FortiManager 7.4

Currently, there is no ADOM upgrade option for ADOM version 7.2 to move to version 7.4. In order to manage FortiGates running 7.4, please add the devices to a 7.4 ADOM.

SD-WAN Orchestrator removed in 7.2

Starting in 7.2.0, the SD-WAN Orchestrator is no longer available in FortiManager. Instead, you can use the *SD-WAN Overlay Template* wizard to configure your SD-WAN overlay network.

For more information, see [SD-WAN Overlay Templates](#) in the FortiManager Administration Guide.

Changes to FortiManager meta fields

Beginning in 7.2.0, FortiManager supports policy object metadata variables.

When upgrading from FortiManager 7.0 to 7.2.0 and later, FortiManager will automatically create ADOM-level metadata variable policy objects for meta fields previously configured in System Settings that have per-device mapping configurations detected. Objects using the meta field, for example CLI templates, are automatically updated to use the new metadata variable policy objects.

Meta fields in *System Settings* can continue to be used as comments/tags for configurations.

For more information, see [ADOM-level meta variables for general use in scripts, templates, and model devices](#).

Setup wizard requires FortiCare registration

Starting in FortiManager 7.2.1, the FortiManager Setup wizard requires you to complete the *Register with FortiCare* step before you can access the FortiManager appliance or VM. Previously the step was optional.

For FortiManager units operating in a closed environment, contact customer service to receive an entitlement file, and then load the entitlement file to FortiManager by using the CLI.

Access lists as ADOM-level objects

Starting in 7.2.0, FortiManager supports IPv4 and IPv6 access lists as ADOM-level object configurations from FortiGate. Previously, access lists were controlled by the device database/FortiGate configuration.

After upgrading to 7.2.0 from an earlier release, the next time you install changes to a FortiGate device with an IPv4 or IPv6 access list, FortiManager will purge the device database/FortiGate configuration which may have previously contained the access list. To address this, administrators can re-import the FortiGate policy configuration to an ADOM's policy package or re-create the IPv4/IPv6 access list in the original package.

View Mode is disabled in policies when policy blocks are used

When policy blocks are added to a policy package, the *View Mode* option is no longer available, and policies in the table cannot be arranged by *Interface Pair View*. This occurs because policy blocks typically contain policies with multiple interfaces, however, *View Mode* is still disabled even when policy blocks respect the interface pair.

Reconfiguring Virtual Wire Pairs (VWP)

A conflict can occur between the ADOM database and device database when a Virtual Wire Pair (VWP) is installed on a managed FortiGate that already has a configured VWP in the device database. This can happen when an existing VWP has been reconfigured or replaced.

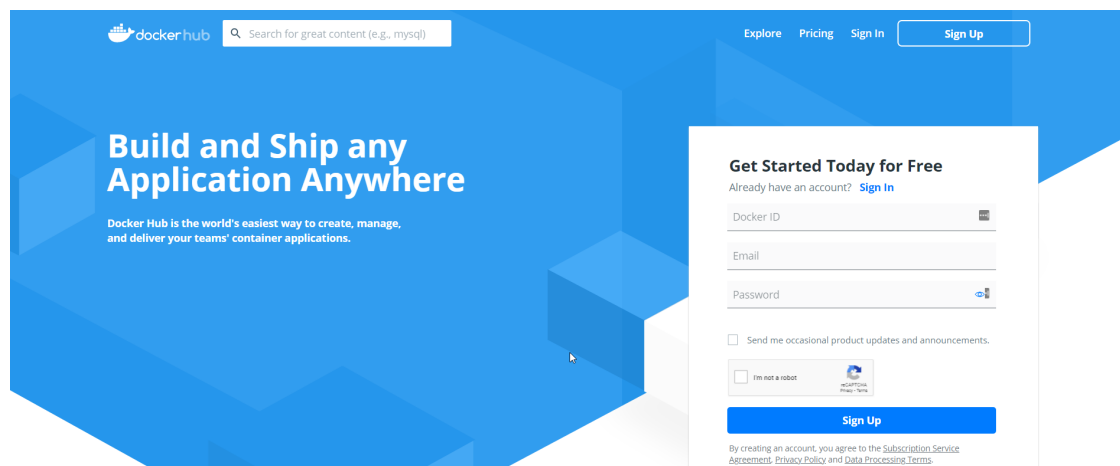
Before installing the VWP, you must first remove the old VWP from the device's database, otherwise a policy and object validation error may occur during installation. You can remove the VWP from the device database by going to *Device Manager > Device & Groups*, selecting the managed device, and removing the VWP from *System > Interface*.

Fortinet verified publisher docker image

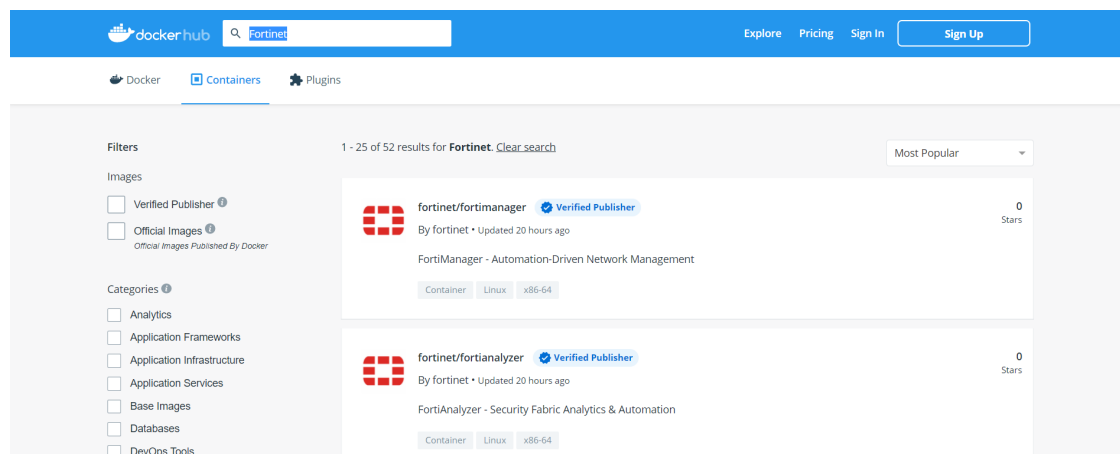
FortiManager docker images are available for download from Fortinet's Verified Publisher public repository on dockerhub.

To download the FortiManager image from dockerhub:

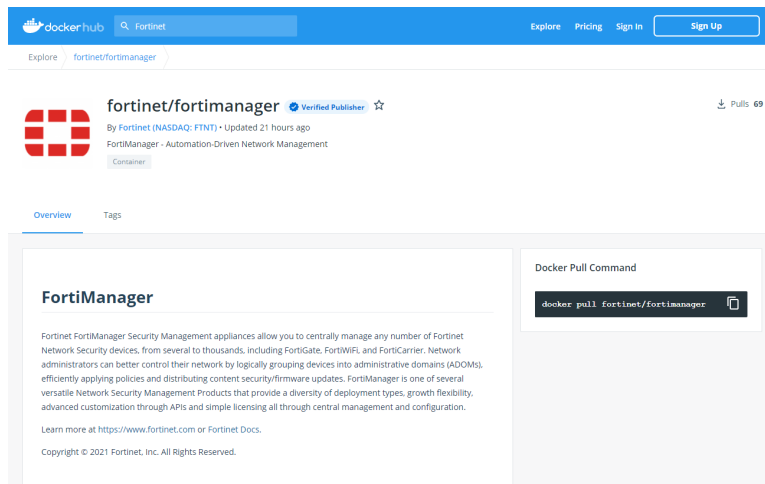
1. Go to dockerhub at <https://hub.docker.com/>.
The dockerhub home page is displayed.



2. In the banner, click *Explore*.
3. In the search box, type *Fortinet*, and press *Enter*.
The *fortinet/fortimanager* and *fortinet/fortianalyzer* options are displayed.



4. Click *fortinet/fortimanager*.
The *fortinet/fortimanager* page is displayed, and two tabs are available: *Overview* and *Tags*. The *Overview* tab is selected by default.



5. On the **Overview** tab, copy the docker pull command, and use it to download the image. The CLI command from the **Overview** tab points to the latest available image. Use the **Tags** tab to access different versions when available.

Scheduling firmware upgrades for managed devices

Starting in FortiManager 7.0.0, firmware templates should be used to schedule firmware upgrades on managed FortiGates. Attempting firmware upgrade from the FortiManager GUI by using legacy methods may ignore the *schedule upgrade* option and result in FortiGates being upgraded immediately.

Modifying the interface status with the CLI

Starting in version 7.0.1, the CLI to modify the interface status has been changed from *up/down* to *enable/disable*.

For example:

```
config system interface
  edit port2
    set status <enable/disable>
  next
end
```

SD-WAN with upgrade to 7.0

Due to design change with SD-WAN Template, upgrading to FortiManager 7.0 may be unable to maintain dynamic mappings for all SD-WAN interface members. Please reconfigure all the missing interface mappings after upgrade.

Citrix XenServer default limits and upgrade

Citrix XenServer limits ramdisk to 128M by default. However the FMG-VM64-XEN image is larger than 128M. Before updating to FortiManager 6.4, increase the size of the ramdisk setting on Citrix XenServer.

To increase the size of the ramdisk setting:

1. On Citrix XenServer, run the following command:

```
xenstore-write /mh/limits/pv-ramdisk-max-size 536,870,912
```

2. Confirm the setting is in effect by running `xenstore-ls`.

```
-----  
limits = ""  
pv-kernel-max-size = "33554432"  
pv-ramdisk-max-size = "536,870,912"  
boot-time = ""  
-----
```

3. Remove the pending files left in `/run/xen/pygrub`.



The ramdisk setting returns to the default value after rebooting.

Multi-step firmware upgrades

Prior to using the FortiManager to push a multi-step firmware upgrade, confirm the upgrade path matches the path outlined on our support site. To confirm the path, please run:

```
dia fwmanager show-dev-upgrade-path <device name> <target firmware>
```

Alternatively, you can push one firmware step at a time.

Hyper-V FortiManager-VM running on an AMD CPU

A Hyper-V FMG-VM running on a PC with an AMD CPU may experience a kernel panic. Fortinet recommends running VMs on an Intel-based PC.

SSLv3 on FortiManager-VM64-AWS

Due to known vulnerabilities in the SSLv3 protocol, FortiManager-VM64-AWS only enables TLSv1 by default. All other models enable both TLSv1 and SSLv3. If you wish to disable SSLv3 support, please run:

```
config system global  
set ssl-protocol tlsv1
```

end

Upgrade Information



Prior to upgrading your FortiManager, please review the FortiManager Upgrade Guide in detail as it includes all of the necessary steps and associated details required to upgrade your FortiManager device or VM.

See the *FortiManager Upgrade Guide* in the [Fortinet Document Library](#).

You can upgrade FortiManager 7.2.0 or later directly to 7.4.0.



Before upgrading FortiManager, check ADOM versions. Check the ADOM versions supported by the destination firmware and the current firmware. If the current firmware uses ADOM versions not supported by the destination firmware, upgrade ADOM versions in FortiManager before upgrading FortiManager to the destination firmware version.

For example, FortiManager 7.2 supports ADOM versions 6.4, 7.0, and 7.2, but FortiManager 7.4 supports ADOM versions 7.0, 7.2, and 7.4. Before you upgrade FortiManager 7.2 to 7.4, ensure that all ADOM 6.4 versions have been upgraded to ADOM version 7.0 or later. See the *FortiManager Upgrade Guide* in the [Fortinet Document Library](#).

This section contains the following topics:

- [Downgrading to previous firmware versions on page 16](#)
- [Firmware image checksums on page 16](#)
- [FortiManager VM firmware on page 17](#)
- [SNMP MIB files on page 18](#)

Downgrading to previous firmware versions

FortiManager does not provide a full downgrade path. You can downgrade to a previous firmware release by using the GUI or CLI, but doing so results in configuration loss. A system reset is required after the firmware downgrade process has completed. To reset the system, use the following CLI commands via a console port connection:

```
execute reset {all-settings | all-except-ip}  
execute format {disk | disk-ext4 | disk-ext3}
```

Firmware image checksums

The MD5 checksums for all Fortinet software and firmware releases are available at the Customer Service & Support portal, <https://support.fortinet.com>. After logging in, go to *Download > Firmware Image Checksums*, enter the image file name including the extension, and select *Get Checksum Code*.

FortiManager VM firmware

Fortinet provides FortiManager VM firmware images for Amazon AWS, Amazon AWSOnDemand, Citrix and Open Source XenServer, Linux KVM, Microsoft Hyper-V Server, and VMware ESX/ESXi virtualization environments.

Amazon Web Services

- The 64-bit Amazon Machine Image (AMI) is available on the AWS marketplace.

Citrix XenServer and Open Source XenServer

- `.out`: Download the 64-bit firmware image to upgrade your existing FortiManager VM installation.
- `.out.OpenXen.zip`: Download the 64-bit package for a new FortiManager VM installation. This package contains the QCOW2 file for the Open Source Xen Server.
- `.out.CitrixXen.zip`: Download the 64-bit package for a new FortiManager VM installation. This package contains the Citrix XenServer Virtual Appliance (XVA), Virtual Hard Disk (VHD), and OVF files.

Google Cloud Platform

- `.out`: Download the 64-bit firmware image to upgrade your existing FortiManager VM installation.
- `.out.gcp.zip`: Download the 64-bit package for a new FortiManager VM installation.

Linux KVM

- `.out`: Download the 64-bit firmware image to upgrade your existing FortiManager VM installation.
- `.out.kvm.zip`: Download the 64-bit package for a new FortiManager VM installation. This package contains QCOW2 that can be used by qemu.

Microsoft Azure

The files for Microsoft Azure have AZURE in the filenames, for example `<product>_VM64_AZURE-v<number>-build<number>-FORTINET.out.hyperv.zip`.

- `.out`: Download the firmware image to upgrade your existing FortiManager VM installation.

Microsoft Hyper-V Server

The files for Microsoft Hyper-V Server have HV in the filenames, for example, `<product>_VM64_HV-v<number>-build<number>-FORTINET.out.hyperv.zip`.

- `.out`: Download the firmware image to upgrade your existing FortiManager VM installation.
- `.hyperv.zip`: Download the package for a new FortiManager VM installation. This package contains a Virtual Hard Disk (VHD) file for Microsoft Hyper-V Server.



Microsoft Hyper-V 2016 is supported.

Oracle Private Cloud

- `.out`: Download the 64-bit firmware image to upgrade your existing FortiManager VM installation.
- `.out.opc.zip`: Download the 64-bit package for a new FortiManager VM installation.

VMware ESX/ESXi

- `.out`: Download the 64-bit firmware image to upgrade your existing VM installation.
- `.ovf.zip`: Download either the 64-bit package for a new VM installation. This package contains an Open Virtualization Format (OVF) file for VMware and two Virtual Machine Disk Format (VMDK) files used by the OVF file during deployment.



For more information see the [FortiManager Data Sheet](#) available on the Fortinet web site. VM installation guides are available in the [Fortinet Document Library](#).

SNMP MIB files

You can download the *FORTINET-FORTIMANAGER-FORTIANALYZER.mib* MIB file in the firmware image file folder. The Fortinet Core MIB file is located in the main FortiManager version 5.00 file folder.

Product Integration and Support

This section lists FortiManager 7.4.0 support of other Fortinet products. It also identifies what FortiManager features are supported for managed platforms and what languages FortiManager supports. It also lists which Fortinet models can be managed by FortiManager.

The section contains the following topics:

- [Supported software on page 19](#)
- [Feature support on page 24](#)
- [Language support on page 24](#)
- [Supported models on page 25](#)

Supported software

FortiManager 7.4.0 supports the following software:

- [Web browsers on page 20](#)
- [FortiOS and FortiOS Carrier on page 20](#)
- [FortiADC on page 20](#)
- [FortiAnalyzer on page 20](#)
- [FortiAnalyzer-BigData on page 21](#)
- [FortiAuthenticator on page 21](#)
- [FortiCache on page 21](#)
- [FortiClient on page 21](#)
- [FortiDDoS on page 21](#)
- [FortiDeceptor on page 21](#)
- [FortiFirewall and FortiFirewallCarrier on page 22](#)
- [FortiMail on page 22](#)
- [FortiProxy on page 22](#)
- [FortiSandbox on page 22](#)
- [FortiSOAR on page 23](#)
- [FortiSwitch ATCA on page 23](#)
- [FortiTester on page 23](#)
- [FortiWeb on page 23](#)
- [Virtualization on page 23](#)



To confirm that a device model or firmware version is supported by the current firmware version running on FortiManager, run the following CLI command:

```
diagnose dvm supported-platforms list
```



Always review the Release Notes of the supported platform firmware version before upgrading your device.

Web browsers

FortiManager 7.4.0 supports the following web browsers:

- Microsoft Edge 80 (80.0.361 or later)
- Mozilla Firefox version 96
- Google Chrome version 97

Other web browsers may function correctly, but are not supported by Fortinet.

FortiOS and FortiOS Carrier



The *FortiManager Release Notes* communicate support for FortiOS versions that are available at the time of the FortiManager 7.4.0 release. For additional information about other supported FortiOS versions, please refer to the FortiManager compatibility chart in the [Fortinet Document Library](#).

See [FortiManager compatibility with FortiOS](#).

FortiManager 7.4.0 supports the following versions of FortiOS and FortiOS Carrier:

- 7.4.0
- 7.2.0 to 7.2.4
- 7.0.0 to 7.0.11

FortiADC

FortiManager 7.4.0 supports the following versions of FortiADC:

- 7.2.0 and later
- 7.1.0 and later
- 7.0.0 and later

FortiAnalyzer

FortiManager 7.4.0 supports the following versions of FortiAnalyzer:

- 7.4.0
- 7.2.0 and later
- 7.0.0 and later

FortiAnalyzer-BigData

FortiManager 7.4.0 supports the following versions of FortiAnalyzer-BigData:

- 7.2.0 and later
- 7.0.0 and later

FortiAuthenticator

FortiManager 7.4.0 supports the following versions of FortiAuthenticator:

- 6.5.0 and later
- 6.4.0 and later
- 6.3.0 and later

FortiCache

FortiManager 7.4.0 supports the following versions of FortiCache:

- 4.2.0 and later
- 4.1.0 and later
- 4.0.0 and later

FortiClient

FortiManager 7.4.0 supports the following versions of FortiClient:

- 7.2.0 and later
- 7.0.0 and later
- 6.4.0 and later

FortiDDoS

FortiManager 7.4.0 supports the following versions of FortiDDoS:

- 6.5.0 and later
- 6.4.0 and later
- 6.3.0 and later

Limited support. For more information, see [Feature support on page 24](#).

FortiDeceptor

FortiManager 7.4.0 supports the following versions of FortiDeceptor:

- 5.0.0 and later
- 4.3.0 and later

- 4.2.0 and later

FortiFirewall and FortiFirewallCarrier

FortiManager 7.4.0 supports the following versions of FortiFirewall and FortiFirewallCarrier:

- 7.4.0 and later
- 7.2.0 and later
- 7.0.0 and later

FortiMail

FortiManager 7.4.0 supports the following versions of FortiMail:

- 7.2.0 and later
- 7.0.0 and later
- 6.4.0 and later

FortiProxy

FortiManager 7.4.0 supports configuration management for the following versions of FortiProxy:

- 7.2.2
- 7.0.7



Configuration management support is identified as *Management Features* in these release notes. See [Feature support on page 24](#).

FortiManager 7.4.0 supports logs from the following versions of FortiProxy:

- 7.2.0 to 7.2.4
- 7.0.0 to 7.0.9
- 2.0.0 to 2.0.5
- 1.2.0 to 1.2.13
- 1.1.0 to 1.1.6
- 1.0.0 to 1.0.7

FortiSandbox

FortiManager 7.4.0 supports the following versions of FortiSandbox:

- 4.2.0 and later
- 4.0.0 and 4.0.1
- 3.2.0 and later

FortiSOAR

FortiManager 7.4.0 supports the following versions of FortiSOAR:

- 7.4.0 and later
- 7.3.0 and later
- 7.2.0 and later

FortiSwitch ATCA

FortiManager 7.4.0 supports the following versions of FortiSwitch ATCA:

- 5.2.0 and later
- 5.0.0 and later
- 4.3.0 and later

FortiTester

FortiManager 7.4.0 supports the following versions of FortiTester:

- 7.2.0 and later
- 7.1.0 and later
- 7.0.0 and later

FortiWeb

FortiManager 7.4.0 supports the following versions of FortiWeb:

- 7.2.0 and later
- 7.0.0 and later
- 6.4.0 and later
- 6.3.0 and later

Virtualization

FortiManager 7.4.0 supports the following virtualization software:

- Amazon Web Service AMI, Amazon EC2, Amazon EBS
- Citrix XenServer 7.2
- Google Cloud Platform
- Linux KVM Redhat 7.1
- Microsoft Azure
- Microsoft Hyper-V Server 2012, 2016, and 2019
- Nutanix AHV (AOS 5.10.5)
- OpenSource XenServer 4.2.5

- Oracle Private Cloud
- VMware ESXi versions 6.5 and later

Feature support

The following table lists FortiManager feature support for managed platforms.

Platform	Management Features	FortiGuard Update Services	VM License Activation	Reports	Logging
FortiGate	✓	✓	✓	✓	✓
FortiCarrier	✓	✓	✓	✓	✓
FortiADC		✓	✓		
FortiAnalyzer			✓	✓	✓
FortiAuthenticator					✓
FortiCache			✓	✓	✓
FortiClient		✓		✓	✓
FortiDDoS			✓	✓	✓
FortiDeceptor		✓			
FortiFirewall	✓				✓
FortiFirewall Carrier	✓				✓
FortiMail		✓	✓	✓	✓
FortiProxy	✓	✓	✓	✓	✓
FortiSandbox		✓	✓	✓	✓
FortiSOAR		✓	✓		
FortiSwitch ATCA	✓				
FortiTester		✓			
FortiWeb		✓	✓	✓	✓
Syslog					✓

Language support

The following table lists FortiManager language support information.

Language	GUI	Reports
English	✓	✓
Chinese (Simplified)	✓	✓
Chinese (Traditional)	✓	✓
French	✓	✓
Japanese	✓	✓
Korean	✓	✓
Portuguese		✓
Spanish		✓

To change the FortiManager language setting, go to *System Settings > Admin > Admin Settings*, in *Administrative Settings > Language* select the desired language on the drop-down menu. The default value is *Auto Detect*.

Russian, Hebrew, and Hungarian are not included in the default report languages. You can create your own language translation files for these languages by exporting a predefined language from FortiManager, modifying the text to a different language, saving the file as a different language name, and then importing the file into FortiManager. For more information, see the *FortiManager Administration Guide*.

Supported models

The following tables list which FortiGate, FortiCarrier, FortiDDoS, FortiAnalyzer, FortiMail, FortiSandbox, FortiSwitch ATCA, FortiWeb, FortiCache, FortiProxy, and FortiAuthenticator models and firmware versions that can be managed by a FortiManager or send logs to a FortiManager running version 7.4.0.



Software license activated LENC devices are supported, if their platforms are in the supported models list. For example, support of FG-3200D indicates support of FG-3200D-LENC.

This section contains the following topics:

- [FortiGate models on page 26](#)
- [FortiGate special branch models on page 28](#)
- [FortiCarrier models on page 29](#)
- [FortiCarrier special branch models on page 31](#)
- [FortiADC models on page 31](#)
- [FortiAnalyzer models on page 32](#)
- [FortiAnalyzer-BigData models on page 32](#)
- [FortiAuthenticator models on page 32](#)
- [FortiCache models on page 33](#)
- [FortiDDoS models on page 33](#)
- [FortiDeceptor models on page 33](#)
- [FortiFirewall models on page 34](#)

- [FortiFirewallCarrier models on page 34](#)
- [FortiMail models on page 35](#)
- [FortiProxy models on page 35](#)
- [FortiSandbox models on page 35](#)
- [FortiSOAR models on page 36](#)
- [FortiSwitch ATCA models on page 36](#)
- [FortiTester models on page 36](#)
- [FortiWeb models on page 37](#)

FortiGate models

The following FortiGate models are released with FortiOS firmware. For information about supported FortiGate models on special branch releases of FortiOS firmware, see [FortiGate special branch models on page 28](#).



The following FortiGate models are not supported in 7.4 by FortiManager 7.4.0 due to FortiOS syntax issues:

- FortiGate-91E
- FortiGateRugged-70F/70F-3G4G

Model	Firmware Version
FortiGate: FortiGate-41F, FortiGate-41F-3G4G, FortiGate-60E, FortiGate-60E-DSL, FortiGate-60E-DSLJ, FortiGate-60E-POE, FortiGate-60F, FortiGate-61E, FortiGate-61F, FortiGate-70F, FortiGate-71F, FortiGate-80E, FortiGate-80E-POE, FortiGate-80F, FortiGate-80F-Bypass, FortiGate-80F-POE, FortiGate-81E, FortiGate-81E-POE, FortiGate-81F, FortiGate-81F-POE, FortiGate-90E, FortiGate-100E, FortiGate-100EF, FortiGate-100F, FortiGate-101E, FortiGate-101F, FortiGate-140E, FortiGate-140E-POE, FortiGate-200E, FortiGate-200F, FortiGate-201E, FortiGate-201F, FortiGate-300E, FortiGate-301E, FortiGate-400E, FortiGate-400F, FortiGate-400E-Bypass, FortiGate-401E, FortiGate-401F, FortiGate-500E, FortiGate-501E, FortiGate-600E, FortiGate-600F, FortiGate-601E, FortiGate-601F, FortiGate-800D, FortiGate-900D, FortiGate-1000D, FortiGate-1100E, FortiGate-1101E, FortiGate-1500D, FortiGate-1500DT, FortiGate-1800F, FortiGate-1801F, FortiGate-2000E, FortiGate-2200E, FortiGate-2201E, FortiGate-2500E, FortiGate-2600F, FortiGate-2601F, FortiGate-3000D, FortiGate-3000F, FortiGate-3001F, FortiGate-3100D, FortiGate-3200D, FortiGate-3300E, FortiGate-3301E, FortiGate-3400E, FortiGate-3401E, FortiGate-3500F, FortiGate-3501F, FortiGate-3600E, FortiGate-3600E-DC, FortiGate-3601E, FortiGate-3700D, FortiGate-3800D, FortiGate-3960E, FortiGate-3980E, FortiGate-4200F, FortiGate-4201F, FortiGate-4400F, FortiGate-4401F FortiGate 5000 Series: FortiGate-5001E, FortiGate-5001E1 FortiGate 6000 Series: FortiGate-6000F, FortiGate-6300F, FortiGate-6300F-DC, FortiGate-6301F, FortiGate-6301F-DC, FortiGate-6500F, FortiGate-6500F-DC, FortiGate-6501F, FortiGate-6501F-DC FortiGate 7000 Series: FortiGate-7000E, FortiGate-7000F, FortiGate-7030E, FortiGate-7040E, FortiGate-7060E, FortiGate-7060E-8-DC, FortiGate-7081F, FortiGate-7121F, FortiGate-7121F-2, FortiGate-7121F-2-DC, FortiGate-7121F-DC	7.4

Model	Firmware Version
FortiGate DC: FortiGate-401E-DC, FortiGate-800D-DC, FortiGate-1100E-DC, FortiGate-1500D-DC, FortiGate-1800F-DC, FortiGate-1801F-DC, FortiGate-2201E-ACDC, FortiGate-2600F-DC, FortiGate-2601F-DC, FortiGate-3000D-DC, FortiGate-3100D-DC, FortiGate-3200D-DC, FortiGate-3400E-DC, FortiGate-3401E-DC, FortiGate-3700D-DC, FortiGate-3800D-DC, FortiGate-3960E-ACDC, FortiGate-3960E-DC, FortiGate-3980E-DC, FortiGate-4200F-DC, FortiGate-4201F-DC, FortiGate-4400F-DC, FortiGate-4401F-DC FortiWiFi: FWF-40F, FWF-40F-3G4G, FWF-60E, FWF-60E-DSL, FWF-60E-DSLJ, FWF-60F, FWF-61E, FWF-61F, FWF-80F-2R, FWF-81F-2R, FWF-81F-2R-3G4G-POE, FWF-81F-2R-POE FortiGate VM: FortiGate-ARM64-AWS, FortiGate-ARM64-Azure, FortiGate-ARM64-GCP, FortiGate-ARM64-KVM, FortiGate-ARM64-OCI, FortiGate-VM64, FortiGate-VM64-ALI, FortiGate-VM64-AWS, FortiGate-VM64-Azure, FortiGate-VM64-GCP, FortiGate-VM64-HV, FortiGate-VM64-IBM, FortiGate-VM64-KVM, FortiGate-VM64-OPC, FortiGate-VM64-RAXONDEMAND, FortiGate-VM64-Xen FortiGate Rugged: FGR-60F, FGR-60F-3G4G	
FortiGate: FortiGate-40F, FortiGate-40F-3G4G, FortiGate-60E, FortiGate-60E-DSL, FortiGate-60E-DSLJ, FortiGate-60E-POE, FortiGate-60F, FortiGate-61E, FortiGate-61F, FortiGate-80E, FortiGate-80E-POE, FortiGate-80F, FortiGate-80F-Bypass, FortiGate-80F-POE, FortiGate-81E, FortiGate-81E-POE, FortiGate-81F, FortiGate-81F-POE, FortiGate-90E, FortiGate-91E, FortiGate-100E, FortiGate-100EF, FortiGate-100F, FortiGate-101E, FortiGate-101F, FortiGate-140E, FortiGate-140E-POE, FortiGate-200E, FortiGate-200F, FortiGate-201E, FortiGate-201F, FortiGate-300E, FortiGate-301E, FortiGate-400E, FortiGate-400E-Bypass, FortiGate-401E, FortiGate-500E, FortiGate-501E, FortiGate-600E, FortiGate-601E, FortiGate-800D, FortiGate-900D, FortiGate-1000D, FortiGate-1100E, FortiGate-1101E, FortiGate-1500D, FortiGate-1500DT, FortiGate-1800F, FortiGate-1801F, FortiGate-2000E, FortiGate-2200E, FortiGate-2201E, FortiGate-2500E, FortiGate-2600F, FortiGate-2601F, FortiGate-3000D, FortiGate-3100D, FortiGate-3200D, FortiGate-3300E, FortiGate-3301E, FortiGate-3400E, FortiGate-3401E, FortiGate-3500F, FortiGate-3501F, FortiGate-3600E, FortiGate-3601E, FortiGate-3700D, FortiGate-3800D, FortiGate-3960E, FortiGate-3980E, FortiGate-4200F, FortiGate-4201F, FortiGate-4400F, FortiGate-4401F FortiGate 5000 Series: FortiGate-5001E, FortiGate-5001E1 FortiGate DC: FortiGate-401E-DC, FortiGate-800D-DC, FortiGate-1100E-DC, FortiGate-1500D-DC, FortiGate-1800F-DC, FortiGate-1801F-DC, FortiGate-2201E-ACDC, FortiGate-2600F-DC, FortiGate-2601F-DC, FortiGate-3000D-DC, FortiGate-3100D-DC, FortiGate-3200D-DC, FortiGate-3400E-DC, FortiGate-3401E-DC, FortiGate-3600E-DC, FortiGate-3700D-DC, FortiGate-3800D-DC, FortiGate-3960E-ACDC, FortiGate-3960E-DC, FortiGate-3980E-DC, FortiGate-4200F-DC, FortiGate-4201F-DC, FortiGate-4400F-DC, FortiGate-4401F-DC FortiWiFi: FWF-60E, FWF-60E-DSL, FWF-60E-DSLJ, FWF-60F, FWF-61E, FWF-61F, FWF-80F-2R, FWF-81F-2R, FWF-81F-2R-3G4G-POE, FWF-81F-2R-POE FortiGate VM: FortiGate-ARM64-AWS, FortiGate-ARM64-Azure, FortiGate-ARM64-GCP, FortiGate-ARM64-KVM, FortiGate-ARM64-OCI, FortiGate-VM64, FortiGate-VM64-ALI, FortiGate-VM64-AWS, FortiGate-VM64-Azure, FortiGate-VM64-GCP, FortiGate-VM64-HV, FortiGate-VM64-IBM, FortiGate-VM64-KVM, FortiGate-VM64-OPC, FortiGate-VM64-RAXONDEMAND, FortiGate-VM64-XEN, FortiGate-VMX-Service-Manager	7.2

Model	Firmware Version
FortiOS-VM: FOS-VM64, FOS-VM64-HV, FOS-VM64-KVM, FOS-VM64-Xen	
FortiGate Rugged: FGR-60F, FGR-60F-3G4G	
FortiGate: FortiGate-40F, FortiGate-40F-3G4G, FortiGate-60E, FortiGate-60E-DSL, FortiGate-60E-DSLJ, FortiGate-60E-POE, FortiGate-60F, FortiGate-61E, FortiGate-61F, FortiGate-70F, FortiGate-71F, FortiGate-80E, FortiGate-80E-POE, FortiGate-80F, FortiGate-80F-Bypass, FortiGate-80F-POE, FortiGate-81E, FortiGate-81E-POE, FortiGate-81F, FortiGate-81F-POE, FortiGate-90E, FortiGate-91E, FortiGate-100E, FortiGate-100EF, FortiGate-100F, FortiGate-101E, FortiGate-101F, FortiGate-140E, FortiGate-140E-POE, FortiGate-200E, FortiGate-200F, FortiGate-201E, FortiGate-201F, FortiGate-300D, FortiGate-300E, FortiGate-301E, FortiGate-400D, FortiGate-400E, FortiGate-400E-Bypass, FortiGate-400F, FortiGate-401E, FortiGate-401F, FortiGate-500D, FortiGate-500E, FortiGate-501E, FortiGate-600D, FortiGate-600E, FortiGate-600F, FortiGate-601E, FortiGate-601F, FortiGate-800D, FortiGate-900D, FortiGate-1000D, FortiGate-1100E, FortiGate-1101E, FortiGate-1200D, FortiGate-1500D, FortiGate-1500DT, FortiGate-1800F, FortiGate-1801F, FortiGate-2000E, FortiGate-2200E, FortiGate-2201E, FortiGate-2500E, FortiGate-2600F, FortiGate-2601F, FortiGate-3000D, FortiGate-3000F, FortiGate-3001F, FortiGate-3100D, FortiGate-3200D, FortiGate-3300E, FortiGate-3301E, FortiGate-3400E, FortiGate-3401E, FortiGate-3500F, FortiGate-3501F, FortiGate-3600E, FortiGate-3601E, FortiGate-3700D, FortiGate-3800D, FortiGate-3810D, FortiGate-3815D, FortiGate-3960E, FortiGate-3980E, FortiGate-4200F, FortiGate-4201F, FortiGate-4400F, FortiGate-4401F,	7.0
FortiGate 5000 Series: FortiGate-5001D, FortiGate-5001E, FortiGate-5001E1	
FortiGate DC: FortiGate-401E-DC, FortiGate-800D-DC, FortiGate-1100E-DC, FortiGate-1500D-DC, FortiGate-1800F-DC, FortiGate-1801F-DC, FortiGate-2201E-ACDC, FortiGate-2600F-DC, FortiGate-2601F-DC, FortiGate-3000D-DC, FortiGate-3100D-DC, FortiGate-3200D-DC, FortiGate-3400E-DC, FortiGate-3401E-DC, FortiGate-3600E-DC, FortiGate-3700D-DC, FortiGate-3800D-DC, FortiGate-3810D-DC, FortiGate-3815D-DC, FortiGate-3960E-ACDC, FortiGate-3960E-DC, FortiGate-3980E-DC, FortiGate-4200F-DC, FortiGate-4201F-DC, FortiGate-4400F-DC, FortiGate-4401F-DC	
FortiWiFi: FWF-60E, FWF-60E-DSL, FWF-60E-DSLJ, FWF-60F, FWF-61E, FWF-61F, FWF-80F-2R, FWF-81F-2R, FWF-81F-2R-3G4G-POE, FWF-81F-2R-POE	
FortiGate VM: FortiGate-ARM64-AWS, FortiGate-ARM64-KVM, FortiGate-ARM64-OCI, FortiGate-VM64, FortiGate-VM64-ALI, FortiGate-VM64-AWS, FortiGate-VM64-Azure, FortiGate-VM64-GCP, FortiGate-VM64-HV, FortiGate-VM64-IBM, FortiGate-VM64-KVM, FortiGate-VM64-OPC, FortiGate-VM64-RAXONDEMAND, FortiGate-VM64-XEN, FortiGate-VMX-Service-Manager	
FortiOS-VM: FOS-VM64, FOS-VM64-HV, FOS-VM64-KVM, FOS-VM64-Xen	
FortiGate Rugged: FGR-60F, FGR-60F-3G4G	

FortiGate special branch models

The following FortiGate models are released on special branches of FortiOS. FortiManager version 7.4.0 supports these models on the identified FortiOS version and build number.

For information about supported FortiGate models released with FortiOS firmware, see [FortiGate models on page 26](#).

FortiOS 7.0

FortiGate Model	FortiOS Version	FortiOS Build
FortiGate-80F-DSL	7.0.11	4974
FortiGate-900G, FortiGate-901G	7.0.10	6566
FortiGate-1000F, FortiGate-1001F	7.0.10	6503
FortiGate-1500G, FortiGate-1501G	7.0.9	6458
FortiGate-3200F, FortiGate-3201F	7.0.10	6506
FortiGate-3700F, FortiGate-3701F	7.0.10	6506
FortiGate-4800F, FortiGate-4801F	7.0.10	6506
FortiGate-6000F, FortiGate-6300F, FortiGate-6300F-DC, FortiGate-6301F, FortiGate-6301F-DC, FortiGate-6500F, FortiGate-6500F-DC, FortiGate-6501F, FortiGate-6501F-DC	7.0.10	0111
FortiGate-7000E, FortiGate-7030E, FortiGate-7040E, FortiGate-7060E, FortiGate-7060E-8-DC	7.0.10	0116
FortiGate-7000F, FortiGate-7081F, FortiGate-7121F, FortiGate-7121F-2, FortiGate-7121F-2-DC, FortiGate-7121F-DC	7.0.10	0111
FortiGateRugged-70F, FortiGateRugged- 70F-3G4G	7.0.11	6565

FortiCarrier models

The following FortiCarrier models are released with FortiCarrier firmware.

For information about supported FortiCarrier models on special branch releases of FortiCarrier firmware, see [FortiCarrier special branch models on page 31](#).

Model	Firmware Version
FortiCarrier: FortiCarrier-3000D, FortiCarrier-3000F, FortiCarrier-3001F, FortiCarrier-3100D, FortiCarrier-3200D, FortiCarrier-3300E, FortiCarrier-3301E, FortiCarrier-3400E, FortiCarrier-3401E, FortiCarrier-3500F, FortiCarrier-3501F, FortiCarrier-3600E, FortiCarrier-3601E, FortiCarrier-3700D, FortiCarrier-3800D, FortiCarrier-3960E, FortiCarrier-3980E, FortiCarrier-4200F, FortiCarrier-4201F, FortiCarrier-4400F, FortiCarrier-4401F FortiCarrier 5000 Series: FortiCarrier-5001E, FortiCarrier-5001E1 FortiCarrier 6000 Series: FortiCarrier-6000F, FortiCarrier-6300F, FortiCarrier-6300F-DC, FortiCarrier-6301F, FortiCarrier-6301F-DC, FortiCarrier-6500F, FortiCarrier-6500F-DC, FortiCarrier-65001F, FortiCarrier-6501F-DC	7.4

Model	Firmware Version
FortiCarrier 7000 Series: FortiCarrier-7000E, FortiCarrier-7000F, FortiCarrier-7030E, FortiCarrier-7040E, FortiCarrier-7060E, FortiCarrier-7060E-8-DC, FortiCarrier-7081F, FortiCarrier-7121F, FortiCarrier-7121F-2, FortiCarrier-7121F-2-DC, FortiCarrier-7121F-DC FortiCarrier-DC: FortiCarrier-3000D-DC, FortiCarrier-3100D-DC, FortiCarrier-3200D-DC, FortiCarrier-3400E-DC, FortiCarrier-3401E-DC, FortiCarrier-3600E-DC, FortiCarrier-3700D-DC, FortiCarrier-3800D-DC, FortiCarrier-3960E-DC, FortiCarrier-3980E-DC, FortiCarrier-4200F-DC, FortiCarrier-4201F-DC, FortiCarrier-4400F-DC, FortiCarrier-4401F-DC FortiCarrier-VM: FortiCarrier-ARM64-AWS, FortiCarrier-ARM64-GCP, FortiCarrier-ARM64-KVM, FortiCarrier-ARM64-OCI, FortiCarrier-VM64, FortiCarrier-VM64-ALI, FortiCarrier-VM64-AWS, FortiCarrier-VM64-Azure, FortiCarrier-VM64-GCP, FortiCarrier-VM64-HV, FortiCarrier-VM64-KVM, FortiCarrier-VM64-IBM, FortiCarrier-VM64-OPC, FortiCarrier-VM64-Xen	
FortiCarrier: FortiCarrier-3000D, FortiCarrier-3000F, FortiCarrier-3001F, FortiCarrier-3100D, FortiCarrier-3200D, FortiCarrier-3300E, FortiCarrier-3301E, FortiCarrier-3400E, FortiCarrier-3401E, FortiCarrier-3500F, FortiCarrier-3501F, FortiCarrier-3600E, FortiCarrier-3601E, FortiCarrier-3700D, FortiCarrier-3800D, FortiCarrier-3960E, FortiCarrier-3980E, FortiCarrier-4200F, FortiCarrier-4201F, FortiCarrier-4400F, FortiCarrier-4401F FortiCarrier 5000 Series: FortiCarrier-5001E, FortiCarrier-5001E1 FortiCarrier-DC: FortiCarrier-3000D-DC, FortiCarrier-3100D-DC, FortiCarrier-3200D-DC, FortiCarrier-3400E-DC, FortiCarrier-3401E-DC, FortiCarrier-3600E-DC, FortiCarrier-3700D-DC, FortiCarrier-3800D-DC, FortiCarrier-3960E-DC, FortiCarrier-3980E-DC, FortiCarrier-4200F-DC, FortiCarrier-4201F-DC, FortiCarrier-4400F-DC, FortiCarrier-4401F-DC FortiCarrier-VM: FortiCarrier-ARM64-AWS, FortiCarrier-ARM64-GCP, FortiCarrier-ARM64-KVM, FortiCarrier-ARM64-OCI, FortiCarrier-VM64, FortiCarrier-VM64-ALI, FortiCarrier-VM64-AWS, FortiCarrier-VM64-Azure, FortiCarrier-VM64-GCP, FortiCarrier-VM64-HV, FortiCarrier-VM64-IBM, FortiCarrier-VM64-KVM, FortiCarrier-VM64-OPC, FortiCarrier-VM64-Xen	7.2
FortiCarrier: FortiCarrier-3000D, FortiCarrier-3100D, FortiCarrier-3200D, FortiCarrier-3300E, FortiCarrier-3301E, FortiCarrier-3400E, FortiCarrier-3401E, FortiCarrier-3500F, FortiCarrier-3501F, FortiCarrier-3600E, FortiCarrier-3601E, FortiCarrier-3700D, FortiCarrier-3800D, FortiCarrier-3810D, FortiCarrier-3815D, FortiCarrier-3960E, FortiCarrier-3980E FortiCarrier 5000 Series: FortiCarrier-5001D, FortiCarrier-5001E, FortiCarrier-5001E1 FortiCarrier-DC: FortiCarrier-3000D-DC, FortiCarrier-3100D-DC, FortiCarrier-3200D-DC, FortiCarrier-3400E-DC, FortiCarrier-3401E-DC, FortiCarrier-3600E-DC, FortiCarrier-3700D-DC, FortiCarrier-3800D-DC, FortiCarrier-3810D-DC, FortiCarrier-3815D-DC, FortiCarrier-3960E-DC, FortiCarrier-3980E-DC FortiCarrier-VM: FortiCarrier-ARM64-AWS, FortiCarrier-ARM64-KVM, FortiCarrier-ARM64-OCI, FortiCarrier-VM64, FortiCarrier-VM64-ALI, FortiCarrier-VM64-AWS, FortiCarrier-VM64-Azure, FortiCarrier-VM64-GCP, FortiCarrier-VM64-HV, FortiCarrier-VM64-IBM, FortiCarrier-VM64-KVM, FortiCarrier-VM64-OPC, FortiCarrier-VM64-Xen, FortiCarrier-ARM64-KVM	7.0

FortiCarrier special branch models

The following FortiCarrier models are released on special branches of FortiOS Carrier. FortiManager version 7.4.0 supports these models on the identified FortiOS Carrier version and build number.

For information about supported FortiCarrier models released with FortiOS Carrier firmware, see [FortiCarrier models on page 29](#).

FortiCarrier 7.0

FortiCarrier Model	FortiCarrier Version	FortiCarrier Build
FortiCarrier-3200F, FortiCarrier-3201F	7.0.10	6506
FortiCarrier-3700F, FortiCarrier-3701F	7.0.10	6506
FortiCarrier-4800F, FortiCarrier-4801F	7.0.10	6506
FortiCarrier-6000F, FortiCarrier-6300F, FortiCarrier-6300F-DC, FortiCarrier-6301F, FortiCarrier-6301F-DC, FortiCarrier-6500F, FortiCarrier-6500F-DC, FortiCarrier-65001F, FortiCarrier-6501F-DC	7.0.10	0111
FortiCarrier-7000E, FortiCarrier-7030E, FortiCarrier-7040E, FortiCarrier-7060E, FortiCarrier-7060E-8-DC	7.0.10	0116
FortiCarrier-7000F, FortiCarrier-7081F, FortiCarrier-7121F, FortiCarrier-7121F-2, FortiCarrier-7121F-2-DC, FortiCarrier-7121F-DC	7.0.10	0111

FortiADC models

Model	Firmware Version
FortiADC: FortiADC-100F, FortiADC-120F, FortiADC-200D, FortiADC-200F, FortiADC-220F, FortiADC-300D, FortiADC-300F, FortiADC-400D, FortiADC-400F, FortiADC-700D, FortiADC-1000F, FortiADC-1200F, FortiADC-1500D, FortiADC-2000D, FortiADC-2000F, FortiADC-2200F, FortiADC-4000D, FortiADC-4000F, FortiADC-4200F, FortiADC-5000F FortiADC VM: FortiADC-VM	7.0, 7.1, 7.2

FortiAnalyzer models

Model	Firmware Version
FortiAnalyzer: FortiAnalyzer-150G, FortiAnalyzer-300F, FortiAnalyzer-300G, FortiAnalyzer-400E, FortiAnalyzer-800F, FortiAnalyzer-800G, FortiAnalyzer-1000F, FortiAnalyzer-2000E, FortiAnalyzer-3000E, FortiAnalyzer-3000F, FortiAnalyzer-3000G, FortiAnalyzer-3500E, FortiAnalyzer-3500F, FortiAnalyzer-3500G, FortiAnalyzer-3700F, FortiAnalyzer-3700G, FortiAnalyzer-3900E FortiAnalyzer VM: FortiAnalyzer-DOCKER, FortiAnalyzer-VM64, FortiAnalyzer-VM64-ALI, FortiAnalyzer-VM64-AWS, FortiAnalyzer-VM64-AWS-OnDemand, FortiAnalyzer-VM64-Azure, FortiAnalyzer-VM64-Azure-OnDemand, FortiAnalyzer-VM64-GCP, FortiAnalyzer-VM64-HV, FortiAnalyzer-VM64-IBM, FortiAnalyzer-VM64-KVM, FortiAnalyzer-VM64-OPC, FortiAnalyzer-VM64-Xen	7.2, 7.4
FortiAnalyzer: FortiAnalyzer-150G, FortiAnalyzer-200F, FortiAnalyzer-300F, FortiAnalyzer-300G, FortiAnalyzer-400E, FortiAnalyzer-800F, FortiAnalyzer-800G, FortiAnalyzer-1000F, FortiAnalyzer-2000E, FortiAnalyzer-3000E, FortiAnalyzer-3000F, FortiAnalyzer-3000G, FortiAnalyzer-3500E, FortiAnalyzer-3500F, FortiAnalyzer-3500G, FortiAnalyzer-3700F, FortiAnalyzer-3700G, FortiAnalyzer-3900E FortiAnalyzer VM: FortiAnalyzer-DOCKER, FortiAnalyzer-VM64, FortiAnalyzer-VM64-ALI, FortiAnalyzer-VM64-ALI-OnDemand, FortiAnalyzer-VM64-AWS, FortiAnalyzer-VM64-Azure, FortiAnalyzer-VM64-Azure-OnDemand, FortiAnalyzer-VM64-GCP, FortiAnalyzer-VM64-GCP-OnDemand, FortiAnalyzer-VM64-HV, FortiAnalyzer-VM64-IBM, FortiAnalyzer-VM64-KVM, FortiAnalyzer-VM64-OPC, FortiAnalyzer-VM64-Xen	7.0

FortiAnalyzer-BigData models

Model	Firmware Version
FortiAnalyzer-BigData: FortiAnalyzer-BigData-4500F FortiAnalyzer-BigData VM: FortiAnalyzer-BigData-VM64	7.2
FortiAnalyzer-BigData: FortiAnalyzer-BigData-4500F FortiAnalyzer-BigData VM: FortiAnalyzer-BigData-VM64	7.0

FortiAuthenticator models

Model	Firmware Version
FortiAuthenticator: FAC-200E, FAC-300F, FAC-400E, FAC-800F, FAC-2000E, FAC-3000E, FAC-3000F FortiAuthenticator VM: FAC-VM	6.5
FortiAuthenticator: FAC-200D, FAC-200E, FAC-300F, FAC-400C, FAC-400E, FAC-800F, FAC-1000C, FAC-1000D, FAC-2000E, FAC-3000D, FAC-3000E, FAC-3000F FortiAuthenticator VM: FAC-VM	6.4

Model	Firmware Version
FortiAuthenticator: FAC-200D, FAC-200E, FAC-300F, FAC-400C, FAC-400E, FAC-800F, FAC-1000C, FAC-1000D, FAC-2000E, FAC-3000D, FAC-3000E FortiAuthenticator VM: FAC-VM	6.3

FortiCache models

Model	Firmware Version
FortiCache: FCH-400C, FCH-400E, FCH-1000C, FCH-1000D, FCH-3000C, FCH-3000D, FCH-3000E, FCH-3900E FortiCache VM: FCH-KVM, FCH-VM64	4.1, 4.2
FortiCache: FCH-400C, FCH-400E, FCH-1000C, FCH-1000D, FCH-3000C, FCH-3000D, FCH-3900E FortiCache VM: FCH-VM64	4.0

FortiDDoS models

Model	Firmware Version
FortiDDoS: FortiDDoS-200F, FortiDDoS-1500F, FortiDDoS-2000F, FortiDDoS-3000F FortiDDoS VM: FortiDDoS-VM	6.5
FortiDDoS: FortiDDoS-200F, FortiDDoS-1500F, FortiDDoS-2000F, FortiDDoS-3000F FortiDDoS VM: FortiDDoS-VM	6.4
FortiDDoS: FortiDDoS-200F, FortiDDoS-1500F, FortiDDoS-2000F FortiDDoS VM: FortiDDoS-VM	6.3

FortiDeceptor models

Model	Firmware Version
FortiDeceptor: FDC-100G, FDC-1000F, FDC-1000G FortiDeceptor Rugged: FDCR-100G FortiDeceptor VM: FDC-VM	5.0
FortiDeceptor: FDC-1000F, FDC-1000G FortiDeceptor Rugged: FDCR-100G FortiDeceptor VM: FDC-VM	4.3
FortiDeceptor: FDC-1000F, FDC-1000G FortiDeceptor Rugged: FDCR-100G FortiDeceptor VM: FDC-VM	4.2

FortiFirewall models

Some of the following FortiFirewall models are released on special branches of FortiFirewall firmware. FortiManager version 7.4.0 supports these models on the identified FortiFirewall firmware version and build number.

FortiFirewall 7.4

Model	Firmware Version
FortiFirewall: FortiFirewall-3980E FortiFirewall DC: FortiFirewall-3980E-DC	7.4
FortiFirewall-VM: FortiFirewall-VM64, FortiFirewall-VM64-KVM	7.4

FortiFirewall 7.2

Model	Firmware Version
FortiFirewall-VM: FortiFirewall-VM64, FortiFirewall-VM64-KVM	7.2

FortiFirewall 7.0

Model	Firmware Version	Firmware Build (for special branch)
FortiFirewall: FortiFirewall-3001F	7.0.10	4955
FortiFirewall: FortiFirewall-3501F	7.0.10	4955
FortiFirewall: FortiFirewall-3980E FortiFirewall DC: FortiFirewall-3980E-DC FortiFirewall-VM: FortiFirewall-VM64	7.0	

FortiFirewallCarrier models

Some of the following FortiFirewallCarrier models are released on special branches of FortiFirewallCarrier firmware. FortiManager version 7.4.0 supports these models on the identified FortiFirewallCarrier firmware version and build number.

Model	Firmware Version	Firmware Build
FortiFirewallCarrier: FortiFirewallCarrier-3001F	7.0.10	4955
FortiFirewallCarrier: FortiFirewallCarrier-3501F	7.0.10	4940
FortiFirewallCarrier: FortiFirewallCarrier-4200F, FortiFirewallCarrier-4400F	6.4	1999

Model	Firmware Version	Firmware Build
FortiFirewallCarrier: FortiFirewallCarrier-4200F, FortiFirewallCarrier-4400F	6.2.7	5148
FortiFirewallCarrier: FortiFirewallCarrier-4401F	6.4.12	5423

FortiMail models

Model	Firmware Version
FortiMail: FE-60D, FE-200D, FE-200E, FE-200F, FE-400E, FE-400F, FE-900F, FE-2000F, FE-3000F	7.2
FortiMail: FE-60D, FE-200D, FE-200E, FE-200F, FE-400E, FE-400F, FE-900F, FE-1000D, FE-2000E, FE-2000F, FE-3000D, FE-3000E, FE-3000F, FE-3200E FortiMail VM: FML-VM	7.0
FortiMail: FE-60D, FE-200D, FE-200E, FE-200F, FE-400E, FE-400F, FE-900F, FE-1000D, FE-2000E, FE-3000D, FE-3000E, FE-3200E FortiMail VM: FML-VM	6.4

FortiProxy models

Model	Firmware Version
FortiProxy: FPX-400E, FPX-2000E, FPX-4000E, FortiProxy VM: FortiProxy-AliCloud, FortiProxy-AWS, FortiProxy-Azure, FortiProxy-GCP, FortiProxy-HyperV, FortiProxy-KVM, FortiProxy-VM64	7.2
FortiProxy: FPX-400E, FPX-400G, FPX-2000E, FPX-2000G, FPX-4000E, FPX-4000G FortiProxy VM: FortiProxy-AliCloud, FortiProxy-AWS, FortiProxy-Azure, FortiProxy-GCP, FortiProxy-HyperV, FortiProxy-KVM, FortiProxy-VM64	7.0
FortiProxy: FPX-400E, FPX-2000E, FPX-4000E FortiProxy VM: FortiProxy-KVM, FortiProxy-VM64	1.0, 1.1, 1.2, 2.0

FortiSandbox models

Model	Firmware Version
FortiSandbox: FSA-500F, FSA-1000D, FSA-1000F, FSA-2000E, FSA-3000D, FSA-3000E, FSA-3000F, FSA-3500D FortiSandbox DC: FSA-1000F-DC FortiSandbox-VM: FortiSandbox-AWS, FortiSandbox-Cloud, FSA-VM	4.2

Model	Firmware Version
FortiSandbox: FSA-500F, FSA-1000D, FSA-1000F, FSA-2000E, FSA-3000D, FSA-3000E, FSA-3000F, FSA-3500D FortiSandbox DC: FSA-1000F-DC FortiSandbox-VM: FortiSandbox-AWS, FortiSandbox-Cloud, FSA-VM	4.0
FortiSandbox: FSA-500F, FSA-1000D, FSA-1000F, FSA-2000E, FSA-3000D, FSA-3000E, FSA-3500D FortiSandbox DC: FSA-1000F-DC FortiSandbox-VM: FortiSandbox-AWS, FSA-VM	3.2

FortiSOAR models

Model	Firmware Version
FortiSOAR VM: FortiSOAR-VM	7.2, 7.3, 7.4

FortiSwitch ATCA models

Model	Firmware Version
FortiController: FTCL-5103B, FTCL-5903C, FTCL-5913C	5.2
FortiSwitch-ATCA: FS-5003A, FS-5003B FortiController: FTCL-5103B	5.0
FortiSwitch-ATCA: FS-5003A, FS-5003B	4.3

FortiTester models

Model	Firmware Version
FortiTester: FortiTester-100F, FortiTester-2000D, FortiTester-2000E, FortiTester-2000F, FortiTester-2500E, FortiTester-3000E, FortiTester-4000E FortiTester VM: FortiTester-VM, FortiTester-VM-ALI-BYOL, FortiTester-VM-ALI-PAYG, FortiTester-VM-AWS-BYOL, FortiTester-VM-AWS-PAYG, FortiTester-VM-AZURE-BYOL, FortiTester-VM-AZURE-PAYG, FortiTester-VM-GCP-BYOL, FortiTester-VM-GCP-PAYG, FortiTester-VM-IBM-PAYG, FortiTester-VM-KVM, FortiTester-VM-OCI-BYOL, FortiTester-VM-OCI-PAYG	7.2
FortiTester: FortiTester-60F, FortiTester-100F, FortiTester-2000D, FortiTester-2000E, FortiTester-2000F, FortiTester-2500E, FortiTester-3000E, FortiTester-3000F, FortiTester-4000E, FortiTester-4000F	7.1

Model	Firmware Version
FortiTester VM: FortiTester-VM, FortiTester-VM-ALI-BYOL, FortiTester-VM-ALI-PAYG, FortiTester-VM-AWS-BYOL, FortiTester-VM-AWS-PAYG, FortiTester-VM-AZURE-BYOL, FortiTester-VM-AZURE-PAYG, FortiTester-VM-GCP-BYOL, FortiTester-VM-GCP-PAYG, FortiTester-VM-IBM-PAYG, FortiTester-VM-KVM, FortiTester-VM-OCI-BYOL, FortiTester-VM-OCI-PAYG	
FortiTester: FortiTester-60F, FortiTester-100F, FortiTester-2000D, FortiTester-2000E, FortiTester-2000F, FortiTester-2500E, FortiTester-3000E, FortiTester-3000F, FortiTester-4000E, FortiTester-4000F	7.0
FortiTester VM: FortiTester-VM, FortiTester-VM-ALI-BYOL, FortiTester-VM-ALI-PAYG, FortiTester-VM-AWS-BYOL, FortiTester-VM-AWS-PAYG, FortiTester-VM-AZURE-BYOL, FortiTester-VM-AZURE-PAYG, FortiTester-VM-GCP-BYOL, FortiTester-VM-GCP-PAYG, FortiTester-VM-IBM-PAYG, FortiTester-VM-KVM, FortiTester-VM-OCI-BYOL, FortiTester-VM-OCI-PAYG	

FortiWeb models

Model	Firmware Version
FortiWeb: FortiWeb-100D, FortiWeb-100E, FortiWeb-400C, FortiWeb-400D, FortiWeb-400E, FortiWeb-600D, FortiWeb-600E, FortiWeb-1000D, FortiWeb-1000E, FortiWeb-2000E, FortiWeb-2000F, FortiWeb-3000C, FortiWeb-3000CFSX, FortiWeb-3000D, FortiWeb-3000DFSX, FortiWeb-3000E, FortiWeb-3000F, FortiWeb-3010E, FortiWeb-4000C, FortiWeb-4000D, FortiWeb-4000E, FortiWeb-4000F	6.4, 7.0, 7.2
FortiWeb VM: FortiWeb-Azure, FortiWeb-Azure_OnDemand, FortiWeb-Docker, FortiWeb-GCP, FortiWeb-GCP_OnDemand, FortiWeb-HyperV, FortiWeb-VM, FortiWeb-XENOpenSource, FortiWeb-XENServer	

Resolved Issues

The following issues have been fixed in 7.4.0. To inquire about a particular bug, please contact [Customer Service & Support](#).

AP Manager

Bug ID	Description
781561	User may not be able to access <i>AP Manager</i> with custom <code>read only</code> admin profile.
881548	Unable to install successfully when creating a SSID using its default value.
889811	Under WIFI and switch controller for Managed FortiAPs, there is not any LLDP info found.

Device Manager

Bug ID	Description
801886	FortiManager does not assign the correct VDOM name when configuring a new inter-vdom link interface.
803425	Installation failed due to some of the "os-check-list" items which are not supported by the FortiGates anymore.
817346	Editing interface with normalized interface mapping displays some unnecessary messages for mapping change.
831874	FortiManager's GUI is keep refreshing when clicking on the devices under the <i>Managed Devices</i> .
836933	Changes on the External-Resource settings from ADOMs for specific VDOMs/FortiGates alter the External-Resource settings for other ADOMs and VDOMs.
876040	Status of Certificates is displayed as "pending" under the System's Certificates.
879833	Adding a model device with variable to FortiManager displays an error message "a[i].replace is not a function".
881308	The default value of the "router.static.vrf" leads to installation failure when attempting to install blackhole routes to FortiGates.
885454	After upgrading FortiManager, certificates for FGT-1100E's are missing from the <i>Device Manager</i> .
888658	Editing DHCP Settings of a FortiGate interface displays the following error message: "You

Bug ID	Description
	have no permission to access this device/vdom".
891216	Unable to edit/save interface with DHCP relay enabled.
891341	Installation fails due to the Copy failure error; system template created with some empty string values which are assigned to devices.
891967	When management VDOM is non-root and has been assigned to a different ADOM, FortiManager displays the error, "Can not access device global setting if management VDOM is not in current ADOM".
893592	Exporting the Device List to CSV and Excel file doesn't include the FortiAPs and FortiSwitches info.
896998	Unable to get access to the Certificates via Device Manager > DEVICE_NAME > VDOM_NAME > System.
897863	After de-selecting the 'allow-dns' feature under the application control list, the changes cannot be saved.
899903	FortiManager GUI does not list all NTP interfaces.
886917	FortiManager's ipsec templates remove the sdwan member and bgp neighbor attached to an ipsec interface. This causes the sdwan member to be removed even when it's used.
888930	

FortiSwitch Manager

Bug ID	Description
872802	FortiManager automatically sets "default" as dnsfilter-profile under dns-server for fortilink interface.
890205	Selecting multiple ports to "Edit" is not possible as it is greyed out.

Others

Bug ID	Description
788006	FortiManager consumes license count for the Admin Type VDOMs.
802922	The application "newcli" process crashes when the "diagnose cdb upgrade check +all" command runs.
814425	Sorting FortiExtenders by Network, RSSI, RSRP, RSRQ, and SINR does not work properly.
829046	After the upgrade, some of the metadata variables are missing.
851586	FortiManager displays "invalid scope" errors when running the "diagnose cdb check

Bug ID	Description
	<code>policy-packages</code> command.
869955	BGP Template route map option does not support Meta Variables.
871608	Unable to retrieve routing information from FortiGate via FortiManager when there is a large routing table.
875006	When clicking on the warning message, which indicates critical security vulnerabilities, a list of all types of security vulnerabilities is displayed.
883548	FortiManager/FortiAnalyzer is forcing its users to upgrade the Firmware version upon login.
891869	FortiManager wrongly recommends lower version for upgrade the FortiGates.
899570	Unable to add the "FortiGateRugged-60F" FGT to the FortiManager.
899750	ADOM upgrade makes the Policy Packages status modified.
906533	Group options, when creating/editing the workflow approval group, displays wrong info.

Policy and Objects

Bug ID	Description
656991	FortiManager should not allow VIP to be created with same IP for External IP and Mapped IP Address.
739489	It's not possible to enable NAT with Outgoing Interface Address by directly right-clicking on the NAT section of a firewall policy.
774058	Rule list order may not be saved under <i>File Filter Profile</i> .
803460	<i>User Definitions</i> entries under the <i>User & Authentication</i> cannot be removed from FortiManager.
814468	FortiManager purges <code>gcp-project-list</code> and unsets several values from GCP sdn-connector.
821114	EMS ZTNA Tags in FortiManager and FortiGate are using different naming convention; therefore, installing the policies with those tags to FortiGates do not work.
827416	FortiManager does not display any copy failure errors when utilized objects do not have any default values or per-device mapping.
862014 880359	FortiManager is purging 'replacement message group custom' configuration after install verification fails.
866724	Copy Failed error has been observed with the error message "Virtual server limit reached!"; this limit is 50 for FGT AWS ONDEMAND.
866826	Failed to modify Virtual Server addresses in Firewall Policies with Deny Action.
867809	During installation, FortiManager unsets status for the proxy policies.

Bug ID	Description
870800	Even though each interface is mapped to be used in specific vdoms, the already mapped interface still can be selected for other VDOMs.
873006	Firewall Address entries cannot be modified and GUI displays an error message, "Object already exists."
875547	Policy & Package cannot be imported if the type of firewall address in FortiGates are "interface-subnet" and subnet's value is different from its value on FortiManager.
877477	Domain Name Threat Feeds are not available in <i>DNS Filter > Remote Categories</i> .
880431	Unable to define Exempt IP in IPS Sensor.
880575	When using the "reinstall policy" option to install to devices with different policy packages, the corresponding event log shows the same policy package pushed to all devices.
881634	When multiple VDOMs are selected for installation using the Re-install Policy feature, FortiManager only applies "re-install policy" for one VDOM from each devices.
881857	Multiple security console Application crashes have been observed during the Policy Package installation when static router template and router static entry in device db are used.
882477	Error Message "Object already exists" is displayed when editing per device mapping for Address Group.
882996	Unable to install to FortiGates when using null values for "local-gw6" and "remote-gw6".
883527	Install Preview does not display any info during the installation when using device groups in PP Installation Targets.
884275	Not able to move policy blocks properly.
885827	FortiManager does not save and keep the selected "collapse all" mode for the policy package.
885992	Duplicate section names are created for policy package when ViewMode interface pair View is selected.
886370	FortiManager doesn't sort by interface per view results correctly; the results are not displayed in alphabetical order.
886906	When scrolling the policy page down/up the policy page appeared to be blank.
887278	Installation failed due to the limit on max entry for "endpoint-control fctems".
889068	Unable to push policies when VDOMs are in different ADOMs.
889563	FortiManager, for ADOM version 6.4, does not support Creating, Importing, and Inserting Above or Below actions for a deny policy with a "Log Violation Traffic" disabled.
891832	The install preview for policy package being used by multiple FortiGates is taking some time to load.
891996	"Find and Replace" feature does not display the entries correctly and it does not allow any changes.
895979	FortiManager attempts setting the Zone as the interface for firewall policy during the installation.

Bug ID	Description
899339	FortiManager does not seek for confirmation when deleting an object from firewall policy.
912635	FortiManager attempts to purge the DLP objects that were downloaded from FortiGuard by the FortiGates.
912670	FortiManager attempts to install "set global-label" which creates some error message logs but does not cause any installation failure.

Revision History

Bug ID	Description
513317	FortiManager may fail to install policy after FortiGate failover on Azure.
672609	After import, FortiManager may prompt password error on administrator during install.
801614	FortiManager might display an error message, "Failed to create a new revision." for some FortiGates when retrieving their configurations.

Script

Bug ID	Description
876917	"Capture Diff to a Script" does not work properly. It does not display the changes.

System Settings

Bug ID	Description
853429	Creating FortiManager's configuration backup via scp cannot be done.
873078	FortiManagers HA cannot be configured as the initial sync never completes.
884168	FortiManager suggests wrong versions to upgrade FortiGates in order to resolve the PSIRT Vulnerability.
884396	The firmware upgrade notification on the FortiManager and FortiAnalyzer keeps appearing continuously after each login.
884848	FortiManager HA is not syncing after upgrade as the synchronization between the cluster units never completes.
894366	Any changes related to "lan" interface on FGT-40F, where the role is defined as "LAN",

Bug ID	Description
	FortiManager tries installing firewall address "lan address" with type interface-subnet linked to interface "lan". The Install Verification fails for "lan address" as "entry not found in database".

VPN Manager

Bug ID	Description
798995	It's not possible to delete an SSL VPN portal profile from FortiManager GUI if the profile has been already installed.
857051	Installing a policy package with IPSec VPN to FortiGates fail with the following error: "TCL error (The remote gateway is a duplicate of another IPsec gateway entry)".
888272	Single entry of SSLVPN settings cannot be selected under <i>VPN Manager</i> .

Known Issues

The following issues have been identified in 7.4.0. To inquire about a particular bug or to report a bug, please contact [Customer Service & Support](#).

AP Manager

Bug ID	Description
861941	FortiManager attempts to install "arp-profile" even if "darp" is disabled.
884233	FortiManager displays the AP critical security vulnerability info even after FortiAPs are being upgraded.

Device Manager

Bug ID	Description
764365	Upgrading a FortiGate using the Firmware Template and removing it from the assigned list does not update the FortiGate under the Firmware Template column.
804502	Installation fails due to pushing the previous password expiration date to FortiGates.
889566	"View Config" in <i>Device Manager</i> > <i>Revision History</i> does not display full configuration of the managed device.
906558	Importing a Revision fails and displays a runtime error.
912833	When adding FortiGates with Open Authentication (OAuth) Method, Fortinet Security Fabric dialog box does not display the FortiManager's related info.

Others

Bug ID	Description
703585	FortiManager may return 'Connection aborted' error with JSON API request.
777831	When FortiManager is added as a managed device to FortiManager, " <i>Incident & Event</i> " will be displayed instead of the " <i>FortiSoC</i> ".
895982	Admin with a super user profile is not able to create the Firmware Template when FortiManager is working in the Workflow mode.

Policy & Objects

Bug ID	Description
494367	Users cannot search address in policy where the address is a part of a nested group.
751443	FortiManager displays policy installation copy failures error when ipsec template gets unassigned.
777017	FortiManager purges the "arp-profile" when installing the v6.2 policy packages to v6.4 FortiGates.
845022	SDN Connector failed to import objects from VMware VSphere.
886911	FortiManager is attempting to modify replacement messages after upgrade, and this leads to installation failure.
898334	Policy Package Export to Excel is not working for all policy types.

System Settings

Bug ID	Description
825319	FortiManager fails to promote a FortiGate HA Slave member to the Primary.

Appendix A - FortiGuard Distribution Servers (FDS)

In order for FortiManager to request and retrieve updates from FDS, and for FortiManager to serve as an FDS, please configure the necessary settings on all devices between FortiManager and FDS, or between FortiManager and FortiGate devices based on the following items:

- FortiManager accesses FDS for antivirus and attack updates through TCP/SSL port 443.
- If there is a proxy server between FortiManager and FDS, FortiManager uses port 80 to communicate with the proxy server by default, and connects to the proxy server using HTTP protocol.
- If FortiManager manages a FortiGate device located behind a proxy server, the proxy server permits TCP/SSL traffic to pass through port 443.

FortiGuard Center update support

You can configure FortiManager as a local FDS to provide FortiGuard updates to other Fortinet devices and agents on your network. The following table lists which updates are available per platform:

Platform	Update Service	Query Service
FortiGate	✓	✓
FortiADC	✓	
FortiCache	✓	
FortiCarrier	✓	✓
FortiClient	✓	
FortiDeceptor	✓	✓
FortiDDoS	✓	
FortiEMS	✓	
FortiMail	✓	✓
FortiProxy	✓	✓
FortiSandbox	✓	✓
FortiSOAR	✓	
FortiTester	✓	
FortiWeb	✓	

Appendix B - Default and maximum number of ADOMs supported

This section identifies the supported number of ADOMs for FortiManager hardware models and virtual machines.

Hardware models

FortiManager supports a default number of ADOMs based on hardware model.

Some hardware models support an ADOM subscription license. When you purchase an ADOM subscription license, you increase the number of supported ADOMs. For example, you can purchase an ADOM subscription license for the FMG-3000G series, which allows you to use up to a maximum of 8000 ADOMs.

Other hardware models do not support the ADOM subscription license. For hardware models that do not support the ADOM subscription license, the default and maximum number of ADOMs is the same.

FortiManager Platform	Default number of ADOMs	ADOM license support?	Maximum number of ADOMs
200G Series	30		30
300F Series	100		100
400G Series	150		150
1000F Series	1000		1000
2000E Series	1200		1200
3000G Series	4000	✓	8000
3700G Series	10,000	✓	12,000

For FortiManager F series and earlier, the maximum number of ADOMs is equal to the maximum devices/VDOMs as described in the [FortiManager Data Sheet](#).

Virtual Machines

FortiManager VM subscription license includes five (5) ADOMs. Additional ADOMs can be purchased with an ADOM subscription license.

For FortiManager VM perpetual license, the maximum number of ADOMs is equal to the maximum number of Devices/VDOMs listed in the [FortiManager Data Sheet](#).



FortiManager VM subscription and perpetual licenses are stackable.



www.fortinet.com

Copyright© 2023 Fortinet, Inc. All rights reserved. Fortinet®, FortiGate®, FortiCare® and FortiGuard®, and certain other marks are registered trademarks of Fortinet, Inc., and other Fortinet names herein may also be registered and/or common law trademarks of Fortinet. All other product or company names may be trademarks of their respective owners. Performance and other metrics contained herein were attained in internal lab tests under ideal conditions, and actual performance and other results may vary. Network variables, different network environments and other conditions may affect performance results. Nothing herein represents any binding commitment by Fortinet, and Fortinet disclaims all warranties, whether express or implied, except to the extent Fortinet enters a binding written contract, signed by Fortinet's General Counsel, with a purchaser that expressly warrants that the identified product will perform according to certain expressly-identified performance metrics and, in such event, only the specific performance metrics expressly identified in such binding written contract shall be binding on Fortinet. For absolute clarity, any such warranty will be limited to performance in the same ideal conditions as in Fortinet's internal lab tests. Fortinet disclaims in full any covenants, representations, and guarantees pursuant hereto, whether express or implied. Fortinet reserves the right to change, modify, transfer, or otherwise revise this publication without notice, and the most current version of the publication shall be applicable.